

 **ERSTE RESPONSIBLE RESERVE - Overview**

SFDR categorization	Minimum sustainable investments in accordance with SFDR Art. 2 (17)	Minimum investments aligned with EU Taxonomy	PAI consideration	PAIs considered
Article 8	80 %	0 %	Yes	see table page 5

 **SFDR: Share of sustainable investments according to Art. 2(17) SFDR**



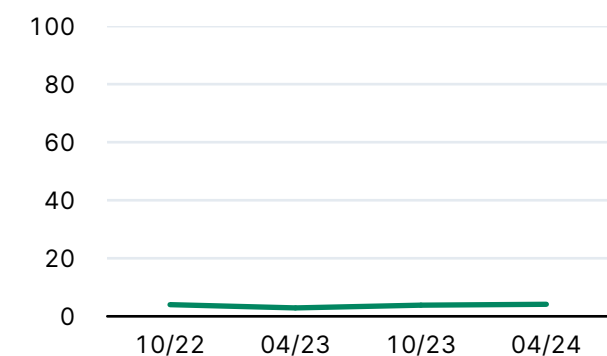
97.31%

About the indicator

Sum of weights of all invested companies fulfilling Erste AM's Sustainable Investment definition. All eligible companies need to fulfil EAM ESG minimum standards:

- **Exclusion criteria for corporates:** child labour, human rights violation, forced labour, discrimination, weapons, coal mining, energy generation from coal, UN Global Compact violation, producers and traders of weapons, weapon systems, controversial weapons, i.e. nuclear, biological and chemical weapons, cluster munitions, anti-personnel mines, uranium ammunition
- **Exclusion criteria for sovereigns:** authoritarian regime

 **Taxonomy: Overall alignment**



in %	10/22	04/23	10/23	04/24
Fund	4.02 %	2.90 %	3.84 %	4.15 %

About the indicator

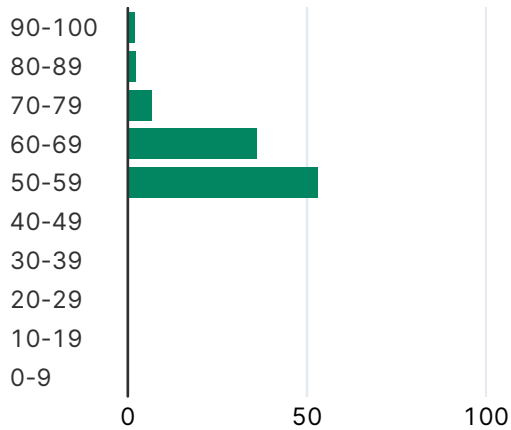
Weighted average of the investees' companies estimated alignment of revenues from products and services addressing environmental objectives, based on the EU Taxonomy's framework.

Companies with significant environmental controversies, social and governance controversies are excluded from the list as failing to meet the Do No Significant Harm and Minimum Social Safeguards criteria of the EU Taxonomy. Also excluded are tobacco producers; companies generating 5% or more of revenue from supply, distribution, or retail of tobacco products; and companies with any involvement in controversial weapons.

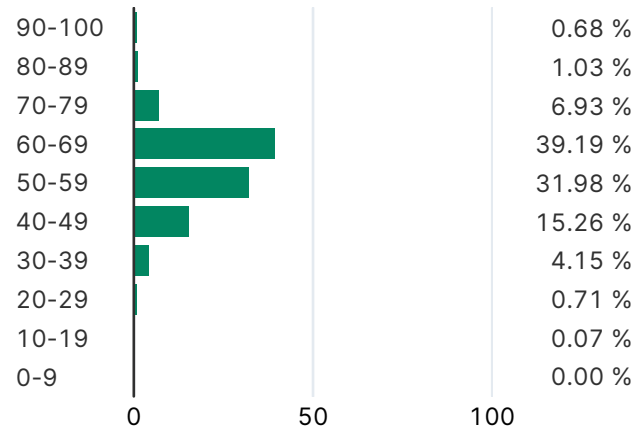
* taking the 12-months rolling average and look through approach where applicable

 **ESGenius® Score distribution**

ERSTE RESPONSIBLE RESERVE



Reference value: Global Equity Market



 **ESGenius® average score**



About the indicator

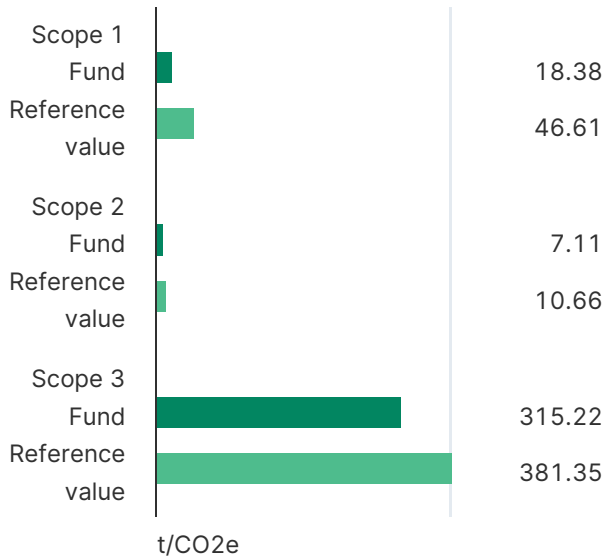
The ESGenius® Score is the proprietary ESG Scoring model of Erste AM. Every entity is attributed a score ranging from 0 to 100. The proprietary ESGenius® Score adds significant value compared to an ESG scoring implemented via an externally sourced rating. While strongly risk-oriented rating products often lack sufficient ethical requirements, many ethically focused providers fail to focus their analysis around the most effectual rating signals and risk factors a company is facing.

By combining both approaches and complementing them with qualitative in-house research, ESGenius emphasizes the strengths of either approach while largely avoiding the respective pitfalls of only picking one approach. The result is not only a risk-conscious evaluation that also fulfils the highest ethical requirements, but also the basis for further innovation.

* taking the 12-months rolling average and look through approach where applicable

Carbon footprint

ERSTE RESPONSIBLE RESERVE vs. Global Equity Market



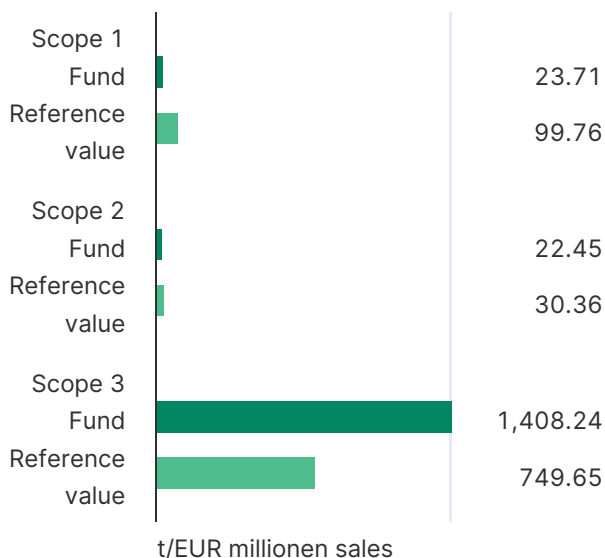
About the indicator

Sum of portfolio companies' total GHG emissions weighted by the portfolio's value of investment in a company and by the company's most recently available enterprise value including cash (EVIC), adjusted to show the emissions associated with 1 million EUR invested in the portfolio. The EAM has a special focus on engaging companies in transition. In the short term, this may lead to a worse result in terms of emissions, but in the long term we expect emissions to decrease.

- **Scope 1 (Direct) Emissions:** those from sources owned or controlled by the company, typically direct combustion of fuel as in a furnace or vehicle.
- **Scope 2 (Indirect) Emissions:** those caused by the generation of electricity purchased by the company.
- **Scope 3 (Other Indirect) Emissions (total):** as defined by the Greenhouse Gas Protocol [tCO2e/yr].

GHG Intensity of investee companies

ERSTE RESPONSIBLE RESERVE vs. Global Equity Market



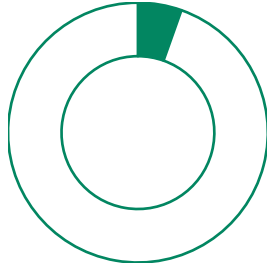
About the indicator

This factor indicates the most recent aggregate GHG emissions of the company (Scopes 1 and 2, and estimated Scope 3 emissions) relative to its most recent sales in EUR million.

- **Scope 1 (Direct) Emissions:** those from sources owned or controlled by the company, typically direct combustion of fuel as in a furnace or vehicle.
- **Scope 2 (Indirect) Emissions:** those caused by the generation of electricity purchased by the company.
- **Scope 3 (Other Indirect) Emissions (total):** as defined by the Greenhouse Gas Protocol [tCO2e/yr].



Exposure to areas of high water stress



5.44%

About the indicator

Estimated percentage of companies' assets in geographies facing high water stress. High water stress occurs when the demand for water exceeds the available amount during a certain period or when poor quality restricts its use, as assessed by our research providers.



Violations of UN Global Compact principles or OECD Guidelines for Multinational Enterprises

0 %

About the indicator

This factor indicates the share of investments in investee companies that have been involved in violations of the UN Global Compact principles or OECD Guidelines for Multinational Enterprises.

Description of the principal adverse impacts on sustainability factors (PAIs)

Climate and other environment-related indicators

Adverse sustainability indicator	Metric	Impact	
Greenhouse gas emissions	1. GHG emissions	Scope 1 GHG emissions	x
		Scope 2 GHG emissions	x
		Scope 3 GHG emissions	x
		Total GHG emissions	x
	2. Carbon footprint	Carbon footprint	x
	3. GHG intensity of investee companies	GHG intensity of investee companies	x
4. Exposure to companies active in the fossil fuel sector	Share of investments in companies active in the fossil fuel sector	x	
5. Share of non-renewable energy consumption and production	Share of non-renewable energy consumption and non-renewable energy production of investee companies from non-renewable energy sources compared to renewable energy sources, expressed as a percentage of total energy sources	x	
6. Energy consumption intensity per high impact climate sector	Energy consumption in GWh per million EUR of revenue of investee companies, per high impact climate sector	x	
Biodiversity	7. Activities negatively affecting biodiversity-sensitive areas	Share of investments in investee companies with sites/operations located in or near to biodiversity-sensitive areas where activities of those investee companies negatively affect those areas	x
Water	8. Emissions to water	Tonnes of emissions to water generated by investee companies per million EUR invested, expressed as a weighted average	x
Waste	9. Hazardous waste and radioactive waste ratio	Tonnes of hazardous waste and radioactive waste generated by investee companies per million EUR invested, expressed as a weighted average	x

Indicators for social and employee, respect for human rights, anti-corruption and anti-bribery matters

Social and employee matters	10. Violations of UN Global Compact principles and Organisation for Economic Cooperation and Development (OECD) Guidelines for Multinational Enterprises	Share of investments in investee companies that have been involved in violations of the UNGC principles or OECD Guidelines for Multinational Enterprises	x
	11. Lack of processes and compliance mechanisms to monitor compliance with UN Global Compact principles and OECD Guidelines for Multinational Enterprises	Share of investments in investee companies without policies to monitor compliance with the UNGC principles or OECD Guidelines for Multinational Enterprises or grievance /complaints handling mechanisms to address violations of the UNGC principles or OECD Guidelines for Multinational Enterprises	x
	12. Unadjusted gender pay gap	Average unadjusted gender pay gap of investee companies	x
	13. Board gender diversity	Average ratio of female to male board members in investee companies, expressed as a percentage of all board members	x

* taking the 12-months rolling average and look through approach where applicable

	14. Exposure to controversial weapons (anti-personnel mines, cluster munitions, chemical weapons and biological weapons)	Share of investments in investee companies involved in the manufacture or selling of controversial weapons	x
Additional Indicators	1. Exposure to areas of high water stress	Share of investments in investee companies with sites/operations located in or near to biodiversity-sensitive areas where activities of those investee companies negatively affect those areas	x
	2. Number of identified cases of severe human rights issues and incidents	Number of cases of severe human rights issues and incidents connected to investee companies on a weighted average basis	x




Indicators applicable to investments in sovereigns and supranationals

Environmental	15. GHG intensity	GHG intensity of investee countries	x
Social	16. Investee countries subject to social violations	Number of investee countries subject to social violations (absolute number and relative number divided by all investee countries), as referred to in international treaties and conventions, United Nations principles and, where applicable, national law	x





Indicators applicable to investments in real estate assets

Fossil fuels	17. Exposure to fossil fuels through real estate assets	Share of investments in real estate assets involved in the extraction, storage, transport or manufacture of fossil fuels	-
Energy efficiency	18. Exposure to energy-inefficient real estate assets	Share of investments in energy-inefficient real estate assets	-
Additional Indicators	20. Waste production in operations	Share of real estate assets not equipped with facilities for waste sorting and not covered by a waste recovery or recycling contract	-

Vorteile für Anlegerinnen und Anleger

-  Investment in selected bonds from sustainable (ethical) issuers.
-  Good security through issuers with very good to medium credit ratings.
-  Small price fluctuations due to investments in bonds with variable interest rates or short remaining terms.

Zu beachtende Risiken

-  Rising interest rates can lead to price declines.
-  Deterioration in credit ratings can lead to price declines.
-  Capital loss is possible.
-  Risks that may be significant for the fund are in particular: credit and counterparty risk, liquidity risk, custody risk, derivative risk and operational risk. Comprehensive information on the risks of the fund can be found in the prospectus or the information for investors pursuant to § 21 AIFMG, section II, "Risk information".

The fund employs an active investment policy and is not oriented towards a benchmark. The assets are selected on a discretionary basis and the scope of discretion of the management company is not limited. Please note that investing in securities also involves risks besides the opportunities described.

For further information on the sustainable focus of ERSTE RESPONSIBLE RESERVE as well as on the disclosures in accordance with the Disclosure Regulation (Regulation (EU) 2019/2088) and the Taxonomy Regulation (Regulation (EU) 2020/852), please refer to the current Prospectus, section 12 and the Annex "Sustainability Principles". In deciding to invest in ERSTE RESPONSIBLE RESERVE, consideration should be given to any characteristics or objectives of the ERSTE RESPONSIBLE RESERVE as described in the Fund Documents.

This document is an advertisement. Unless indicated otherwise, source: Erste Asset Management GmbH. The language of communication of the sales offices is German and the languages of communication of the Management Company also include English.

The prospectus for UCITS funds (including any amendments) is prepared and published in accordance with the provisions of the InvFG 2011 as amended. Information for Investors pursuant to § 21 AIFMG is prepared for the alternative investment funds (AIF) administered by Erste Asset Management GmbH pursuant to the provisions of the AIFMG in conjunction with the InvFG 2011.

The currently valid versions of the prospectus, the Information for Investors pursuant to § 21 AIFMG, and the key information document can be found on the website www.erste-am.com under "Mandatory publications" and can be obtained free of charge by interested investors at the offices of the Management Company and at the offices of the depositary bank. The exact date of the most recent publication of the prospectus, the languages in which the key information document is available, and any other locations where the documents can be obtained are indicated on the website www.erste-am.com. A summary of the investor rights is available in German and English on the website www.erste-am.com/investor-rights and can also be obtained from the Management Company.

The Management Company can decide to suspend the provisions it has taken for the sale of unit certificates in other countries in accordance with the regulatory requirements.

Note: You are about to purchase a product that may be difficult to understand. We recommend that you read the indicated fund documents before making an investment decision. In addition to the locations listed above, you can obtain these documents free of charge at the offices of the referring Sparkassen bank and the offices of Erste Bank der oesterreichischen Sparkassen AG. You can also access these documents electronically at www.erste-am.com.

N.B.: The performance scenarios listed in the key information document are based on a calculation method that is specified in an EU regulation. The future market development cannot be accurately predicted. The depicted performance scenarios merely present potential earnings, but are based on the earnings in the recent past. The actual earnings may be lower than indicated.

Our analyses and conclusions are general in nature and do not take into account the individual characteristics of our investors in terms of earnings, taxation, experience and knowledge, investment objective, financial position, capacity for loss, and risk tolerance.

Please note: Past performance is not a reliable indicator of the future performance of a fund. Investments in securities entail risks in addition to the opportunities presented here. The value of units and their earnings can rise and fall. Changes in exchange rates can also have a positive or negative effect on the value of an investment. For this reason, you may receive less than your originally invested amount when you redeem your units. Persons who are interested in purchasing units in investment funds are advised to read the current fund prospectus(es) and the Information for Investors pursuant to § 21 AIFMG, especially the risk notices they contain, before making an investment decision. If the fund currency is different than the investor's home currency, changes in the relevant exchange rate can positively or negatively influence the value of the investment and the amount of the costs associated with the fund in the home currency.

We are not permitted to directly or indirectly offer, sell, transfer, or deliver this financial product to natural or legal persons whose place of residence or domicile is located in a country where this is legally prohibited. In this case, we may not provide any product information, either.

Please consult the corresponding information in the fund prospectus and the Information for Investors pursuant to § 21 AIFMG for restrictions on the sale of the fund to American or Russian citizens.

It is expressly noted that this communication does not provide any investment recommendations, but only expresses our current market assessment. Thus, this communication is not a substitute for investment advice, does not take into account the legal regulations aimed at promoting the independence of financial analyses, and is not subject to a prohibition on trading following the distribution of financial analyses.

This document does not represent a sales activity of the Management Company and therefore may not be construed as an offer for the purchase or sale of financial or investment instruments.

Erste Asset Management GmbH is affiliated with the referring Sparkassen banks and Erste Bank.

Please also read the "Information about us and our securities services" published by your bank.

Subject to misprints and errors.

Media owner and publisher: Erste Asset Management GmbH, Am Belvedere 1, A-1100 Wien, kontakt@erste-am.com | www.erste-am.at | Place of publication: Vienna