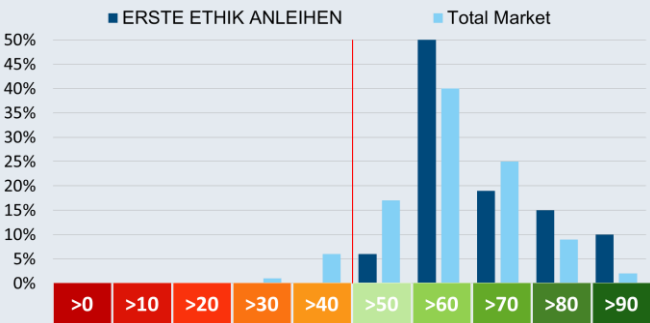


ERSTE ETHIK ANLEIHEN

EAM ESG Rating



ERSTE ETHIK ANLEIHEN



Gesamtmarkt



Die Grafik stellt die Verteilung der Unternehmen nach EAM-ESG-Rating für den Fonds sowie den Gesamtmarkt dar. Die aggregierten EAM-ESG-Ratings sind gewichtete Mittelwerte der ESGenius Scores der enthaltenen Unternehmen.

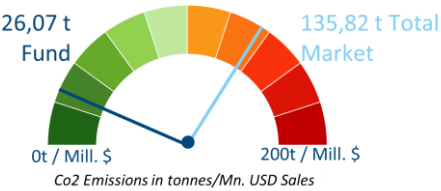
ESG Performance Factors



Emission of greenhouse gases (E)

To what extent are greenhouse gases emitted directly (Scope 1) and indirectly from purchased energy (Scope 2) in relation to sales?

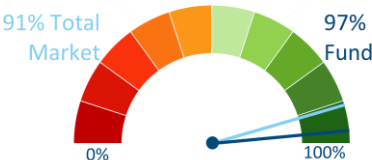
The CO2 intensity is an indicator of operational efficiency. Companies with lower emissions also have a lower risk when the regulatory environment is tightening.



Compliance with labour standards (S)

Is it possible for employees to organize in a union? Have collective agreements been put into force?

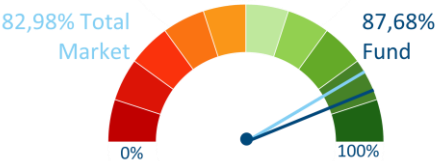
High employee standards reduce the operational risk in the production process and increase the productivity of the company.



Independence of the Board (G)

What is the proportion of independent Supervisory Board members with regard to personal/business relationships with the Management Board or the company?

By avoiding conflicts of interest, there can be better control in the interest of shareholders. This reduces the risk of corruption cases.



Top 5 Holdings nach Gewichtung

Company	GICS-Sector	Country	CO2-Intensity	Collective Agreement	Independence of the Board	EAM ESG Rating
IBRD	Financials	US	9,7	-	-	86
Series D Euro-DM Securities Ltd.	Financials	DE	-	-	-	92
Münchener Rück AG	Financials	DE	1,2	Yes	90,00%	73
Hannover Rück SE	Financials	DE	0,2	Yes	88,89%	67
Swiss Re Finance [Luxembourg] S.A.	Financials	CH	0,2	Yes	100,00%	80

The companies listed here have been selected as an example and do not serve as an investment advice.

What is the Sustainable Footprint?

For the sustainable footprint, three environmental, social and governance criteria have been identified that provide information on traditional measures and are easily measurable across all sectors at the portfolio level:

- CO2 intensity (tonnes of CO2/annual sales in Mln. \$) of the companies taking into account the portfolio weighting
- Share of independent supervisory board members at the company level, taking into account the portfolio weighting
- Share of companies with collective agreements, taking into account the portfolio weighting

How is the EAM-ESG rating calculated?

The ratings of the fund and of the Total Market are calculated as the weighted average of the ESGenius Scores of the respective companies, i.e. every company in the fund or in the Total Market has a sustainability rating based on our analysis and that of external research partners. Aggregated over portfolio holdings and considering the weightings, an overall rating is obtained.

Important Information

The fund employs an active investment policy and is not oriented towards a benchmark. The assets are selected on a discretionary basis and the scope of discretion of the management company is not limited.

Portfolio positions of funds disclosed in this document are based on market developments at the time of going to print. In the context of active management, the portfolio positions mentioned may change at any time.

Please note that investments in securities entail risks in addition to the opportunities presented here.

For further information on the sustainable focus of ERSTE ETHIK ANLEIHEN as well as on the disclosures in accordance with the Disclosure Regulation (Regulation (EU) 2019/2088) and the Taxonomy Regulation (Regulation (EU) 2020/852), please refer to the current [Prospectus](#), section 12 and the Annex "Sustainability Principles". In deciding to invest in ERSTE ETHIK ANLEIHEN, consideration should be given to any characteristics or objectives of the ERSTE ETHIK ANLEIHEN as described in the Fund Documents.

Risk notes according to 2011 Austrian Investment Fund Act

In accordance with the fund provisions approved by the Austrian Financial Market Authority (FMA), ERSTE ETHIK ANLEIHEN intends to invest more than 35% of its assets in securities and/or money market instruments of public issuers. A detailed list of these issuers can be found in the prospectus, para. II, point 12.

Disclaimer

This document is an advertisement. Unless indicated otherwise, source: Erste Asset Management GmbH. Our languages of communication are German and English.

The prospectus for UCITS (including any amendments) is published in Amtsblatt zur Wiener Zeitung in accordance with the provisions of the InvFG 2011 in the currently amended version. Information for Investors pursuant to § 21 AIFMG is prepared for the alternative investment funds (AIF) administered by Erste Asset Management GmbH pursuant to the provisions of the AIFMG in connection with the InvFG 2011. The fund prospectus, Information for Investors pursuant to § 21 AIFMG, and the Key Information Document can be viewed in their latest versions at the web site www.erste-am.com within the section mandatory publications or obtained in their latest versions free of charge from the domicile of the management company and the domicile of the custodian bank. The exact date of the most recent publication of the fund prospectus, the languages in which the Key Information Document is available, and any additional locations where the documents can be obtained can be viewed on the web site www.erste-am.com. A summary of investor rights is available in German and English on the website www.erste-am.com/investor-rights as well as at the domicile of the management company.

The management company can decide to revoke the arrangements it has made for the distribution of unit certificates abroad, taking into account the regulatory requirements.

Detailed information on the risks potentially associated with the investment can be found in the fund prospectus or Information for investors pursuant to § 21 AIFMG of the respective fund. If the fund currency is a currency other than the investor's home currency, changes in the corresponding exchange rate may have a positive or negative impact on the value of his investment and the amount of the costs incurred in the fund - converted into his home currency.

This document serves as additional information for our investors and is based on the knowledge of the staff responsible for preparing it at the time of preparation. Our analyses and conclusions are general in nature and do not take into account the individual needs of our investors in terms of earnings, taxation, and risk appetite. Past performance is not a reliable indicator of the future performance of a fund.

Please note that investments in securities entail risks in addition to the opportunities presented here.